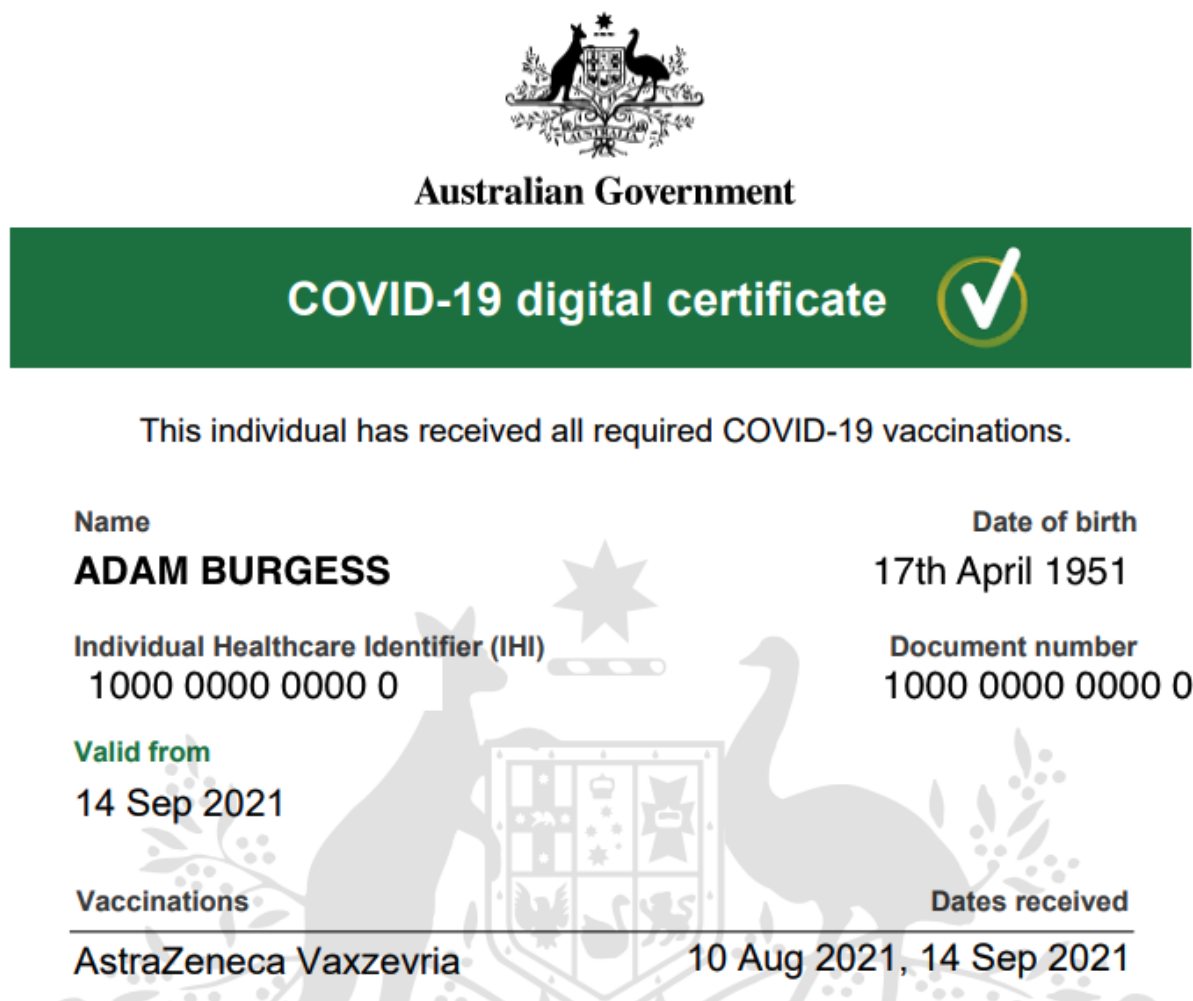


How to access your COVID-19 vaccination certificate

What is a vaccination certificate?

A COVID-19 vaccination certificate (you may also hear it being called a vaccine passport) is your proof that you have received two doses of a COVID-19 vaccination and are now fully vaccinated. You will need to show this certificate to most establishments to prove that you are vaccinated and are ok to enter.

When you get a COVID-19 vaccination in Australia, your details will be recorded in the [Australian Immunisation Register \(AIR\)](#) by whoever gives you your vaccine. After both vaccine doses are recorded, you will be able to access your vaccination certificate. It will look something like this:



Most people are expected to download their certificate digitally through Medicare, My Health Record or the Individual Healthcare Identifier (IHI) service. All of these are accessed through [myGov](#). However, if you don't have access to a computer or the internet, you can call the Australian Immunisation Register on 1800 653 809 (they're open Monday to Friday, 8am to 5pm) and they will post your certificate out to you.

Receiving your vaccination certificate in the mail can take up to 14 days to arrive, so it will be much quicker (and will allow you to go out and about sooner) if you do this online! We'll have a look at how to do this now.

Before you start

To access your COVID-19 vaccine certificate online, you will need the following:


- A valid Medicare card or Individual Healthcare Identifier (IHI)
- A myGov account that you can log into
- Either the Medicare or Individual Healthcare Identifier (IHI) linked to your myGov account

If you don't yet have a myGov account or want to learn more about what myGov is and what you can do with it, there are some [helpful courses on the Be Connected Learning Portal](#). The courses cover:

1. An introduction to myGov
2. Setting up myGov
3. Linking services in myGov
4. Claiming Medicare with myGov
5. My Health Record and myGov

Accessing your vaccination certificate through Medicare

1. Log into your myGov account
2. You may see a “Quick links” section to very quickly access your vaccination certificate. If you see this (image below), click on “Go to Medicare”. You can now skip to step 5.
3. If you don’t have the “Quick links” section, click on “Medicare” in the “Your services” section.



The screenshot shows the myGov website interface. At the top, there is a dark green navigation bar with the myGov logo and links for Home, Services, Inbox, and Account settings. A 'Sign out' button is located in the top right corner. Below the navigation bar is a yellow alert banner with a warning icon and text: "COVID-19 Disaster Payments will change when 70% double dose vaccination rates are reached. Fi...".

Below the alert banner is the 'Alerts' section, which contains a notification about 'Government support for Coronavirus' with a lightbulb icon and a link to 'Apply for support'.

The 'Quick links' section is highlighted with a red box and contains a link for 'Proof of COVID-19 vaccination' with a sub-link 'Go to Medicare'.

Below the 'Quick links' section is the 'Your services' section, which contains two service tiles: 'Medicare' (with the Medicare logo) and 'Australian Taxation Office' (with the ATO logo). A link 'Link another service' is located below the 'Your services' section.

4. Once the Medicare web page has loaded, scroll down until you see the “Services” section. In here you will see “Proof of vaccinations”. Click on the “View proof” green button:


[My card](#) [My details](#) [History and statements](#) [Services](#) [Contact us](#)

Welcome

Last login 12 October 2021 at 12:34 PM AEDT


 You have no tasks or notifications

Medicare claims




Start a new claim for Medicare benefits.

[Make a claim](#)

 **My paid claims** [View claims history](#)


Date	Provider name	Cost to claimant	Benefit paid	Total cost
------	---------------	------------------	--------------	------------

Services

 **My details**


Have you changed your address or bank details?

[Update now](#)

 **Proof of vaccinations**


You can get proof of your vaccinations.

[View proof](#)

 **Organ donation**

You are not registered for organ donation.

[View preferences](#)

 **Safety Net threshold**

[View balance](#)

5. Click on the green “View history” button:

[My card](#) [My details](#) [History and statements](#) [Services](#) [Contact us](#)

Get proof of your vaccinations

Immunisation history

You can view your:

- immunisation history statement
- COVID-19 digital certificate

[View history](#)

6. Click on “View COVID-19 digital certificate (PDF)”:

Immunisation history

Vaccinations may take a few days to appear on your document.

For privacy reasons, anyone 14 or older can get their own immunisation history.

Immunisation history statement

Your immunisation history statement shows all of your vaccinations recorded on the Australian Immunisation Register.

COVID-19 digital certificate

Your COVID-19 digital certificate shows your COVID-19 vaccination details recorded on the Australian Immunisation Register. It will become available once you have received all required COVID-19 vaccinations.

Select whose document you want to view:

1

[View immunisation history statement \(PDF\)](#)

A COVID-19 digital certificate is available.

[View COVID-19 digital certificate \(PDF\)](#)

You can share your certificate with your check in app

You can now share your COVID-19 digital certificate with your state or territory government check in app.

You can do this on your mobile phone using either your:


- myGov account
- Express Plus Medicare mobile app.

This will then open your vaccination certificate! You can choose to either print the certificate and keep it with you, or download it and send it to a device such as a smartphone so that you don't have to carry a piece of paper everywhere.

Accessing your vaccination certificate through My Health Record

1. Log into your myGov account.
2. From the “Services” section, click on “My Health Record”:

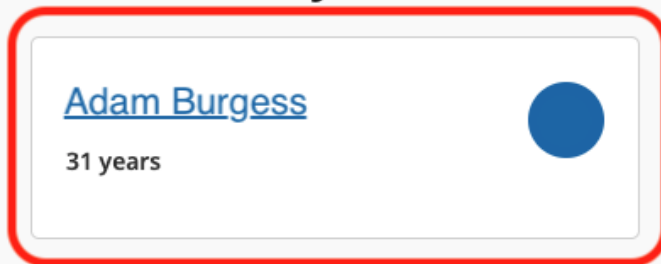
Your services



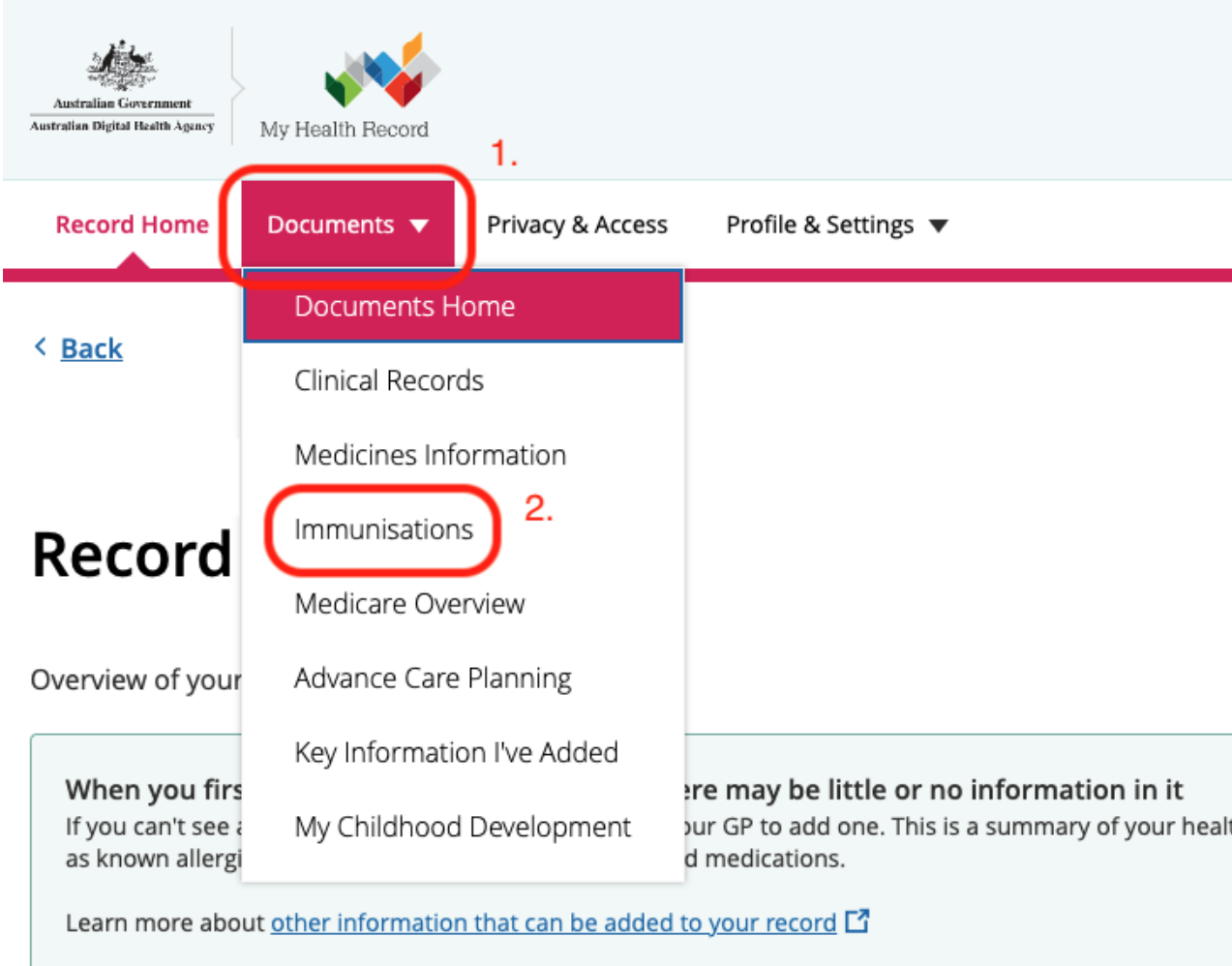
[Link another service](#) >

3. Click on the name of the My Health Record you would like to view the vaccination certificate for (there may only be yourself to choose from):

Select the My Health Record you would like to access

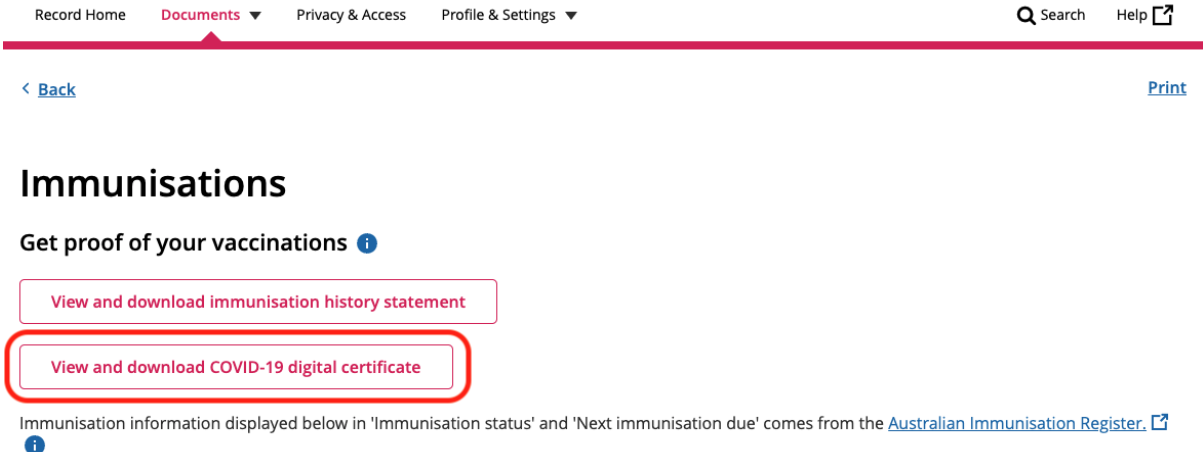


4. Click on the “Documents” tab at the top of the page, then click on “Immunisations” from the list that appears:



The screenshot shows the top navigation bar of the My Health Record website. The 'Documents' tab is highlighted with a red circle and labeled '1.'. A dropdown menu is open, showing several options: 'Documents Home', 'Clinical Records', 'Medicines Information', 'Immunisations' (highlighted with a red circle and labeled '2.'), 'Medicare Overview', 'Advance Care Planning', 'Key Information I've Added', and 'My Childhood Development'. The background shows the 'Record Home' page with a 'Record' heading and a 'When you first...' section.

5. Click on the pink “View and download COVID-19 digital certificate”:

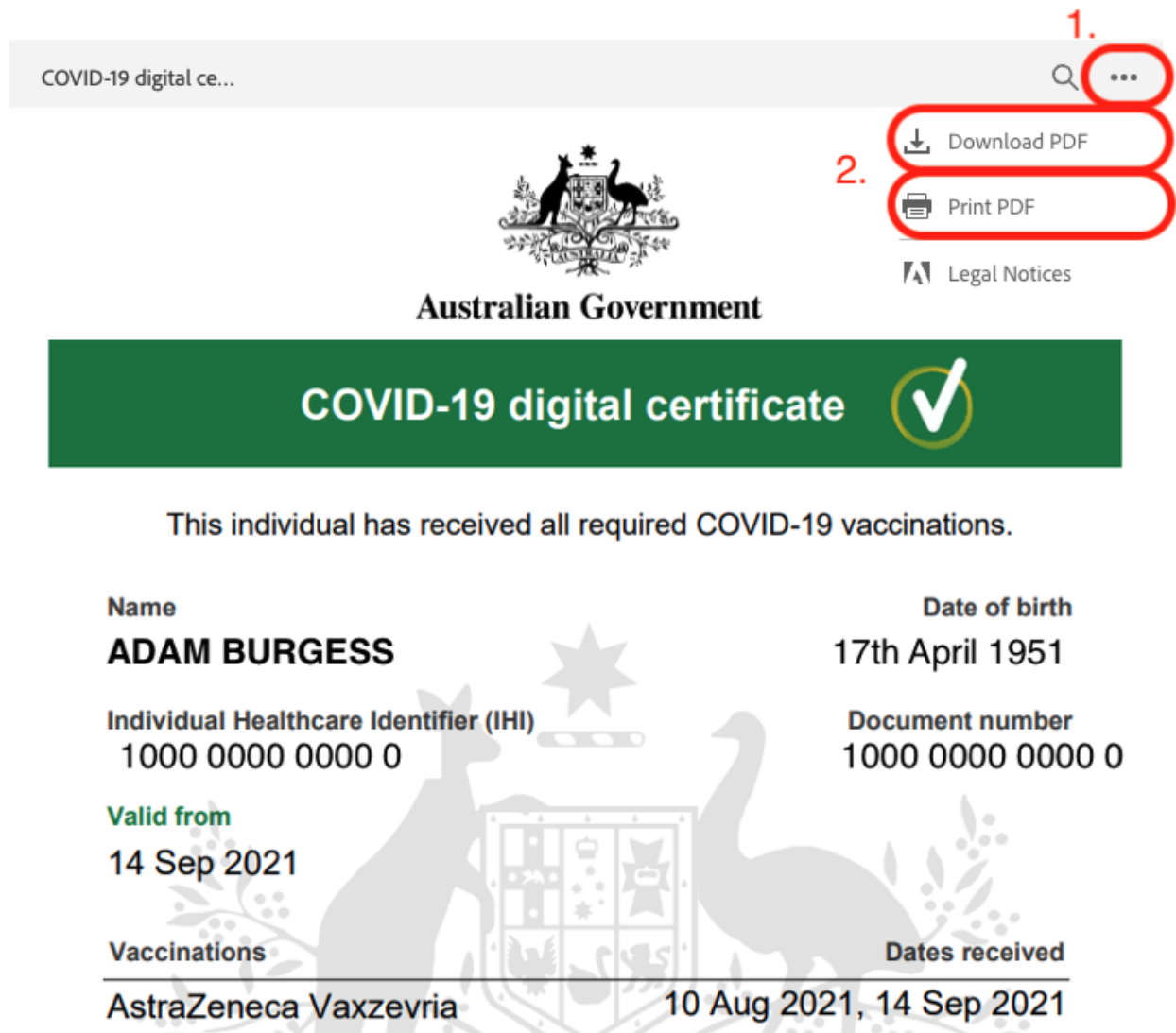


The screenshot shows the 'Immunisations' page. The top navigation bar includes 'Record Home', 'Documents', 'Privacy & Access', and 'Profile & Settings'. A search bar and 'Help' link are also visible. The main heading is 'Immunisations' with a sub-heading 'Get proof of your vaccinations'. Two buttons are shown: 'View and download immunisation history statement' and 'View and download COVID-19 digital certificate' (highlighted with a red circle). Below the buttons, there is a note: 'Immunisation information displayed below in 'Immunisation status' and 'Next immunisation due' comes from the [Australian Immunisation Register](#).

6. Your vaccination certificate will appear. Click on the three dots in the top right corner of your certificate and choose either “Download PDF” or “Print PDF”:

COVID-19 digital certificate

To download or print the COVID-19 digital certificate, click the three dots in the top right of the viewer and select **Download PDF** or **Print PDF**.



COVID-19 digital ce...

1. ...

2. Download PDF

Print PDF

Legal Notices

Australian Government

COVID-19 digital certificate ✓

This individual has received all required COVID-19 vaccinations.

Name	Date of birth
ADAM BURGESS	17th April 1951
Individual Healthcare Identifier (IHI)	Document number
1000 0000 0000 0	1000 0000 0000 0
Valid from	
14 Sep 2021	
Vaccinations	Dates received
AstraZeneca Vaxzevria	10 Aug 2021, 14 Sep 2021